

PRINT TEMPLATE

Product Folded Postcard
Size 11x17 >> 5.5x8.5 (2 tab) (WxH)
Style Double Half Fold Direct mail

ARTWORK
ORIENTATION

1234 Return Address
Santa Clara, CA 95050

TAB

TAB

BORDER THICKNESS - Must be atleast 3/8" from the bleed line to insure your border won't be cut off when printed.

SAFE AREA - Keep all text within this line.

FINISHED SIZE - This is where the product will be cut to size.

BLEEDS - Create a 1/8 inch bleed area to make sure that the ink goes to the edge of the finished size. Extend artwork/graphics to the edge of template.

OUTSIDE SEC. 2

OUTSIDE SEC. 1

TOTAL SIZE 4" X 2.5"
Printing in this area is not allowed.
Reserved for Addressing/Postal mailing purposes.

TAB

TAB

PERMIT #
GOES HERE
1.25" x 1.25"
CLEAR AREA
Click Below for Index Link
<http://www.primipaper.com/eng/71-455>

FIRST FOLD LINE

FIRST FOLD LINE

OUTSIDE SEC. 3


OUTSIDE SEC. 4


SECOND FOLD LINE


SECOND FOLD LINE


PRINT TEMPLATE

Product Folded Postcard
Size 11x17 >> 5.5x8.5 (2 tab) (WxH)
Style Double Half Fold Direct mail

 **BORDER THICKNESS** - Must be atleast 3/8" from the bleed line to insure your border won't be cut off when printed.

 **SAFE AREA** - Keep all text within this line.

 **FINISHED SIZE** - This is where the product will be cut to size.

 **BLEEDS** - Create a 1/8 inch bleed area to make sure that the ink goes to the edge of the finished size. Extend artwork/graphics to the edge of template.

INSIDE SEC. 7

INSIDE SEC. 6

FIRST FOLD LINE

FIRST FOLD LINE

SECOND FOLD LINE

SECOND FOLD LINE

INSIDE SEC. 8

INSIDE SEC. 5